

Chinese New Year. Spring Festival. Lunar New Year


Culture Craft - Paper Cutting

flat pattern version

剪紙。剪纸



*Chinese New Year paper cutting templates reprinted with permission from Taipei Confucius Temple.
This Culture Craft resource is curated by Miss Panda Chinese for non-profit educational use only.*



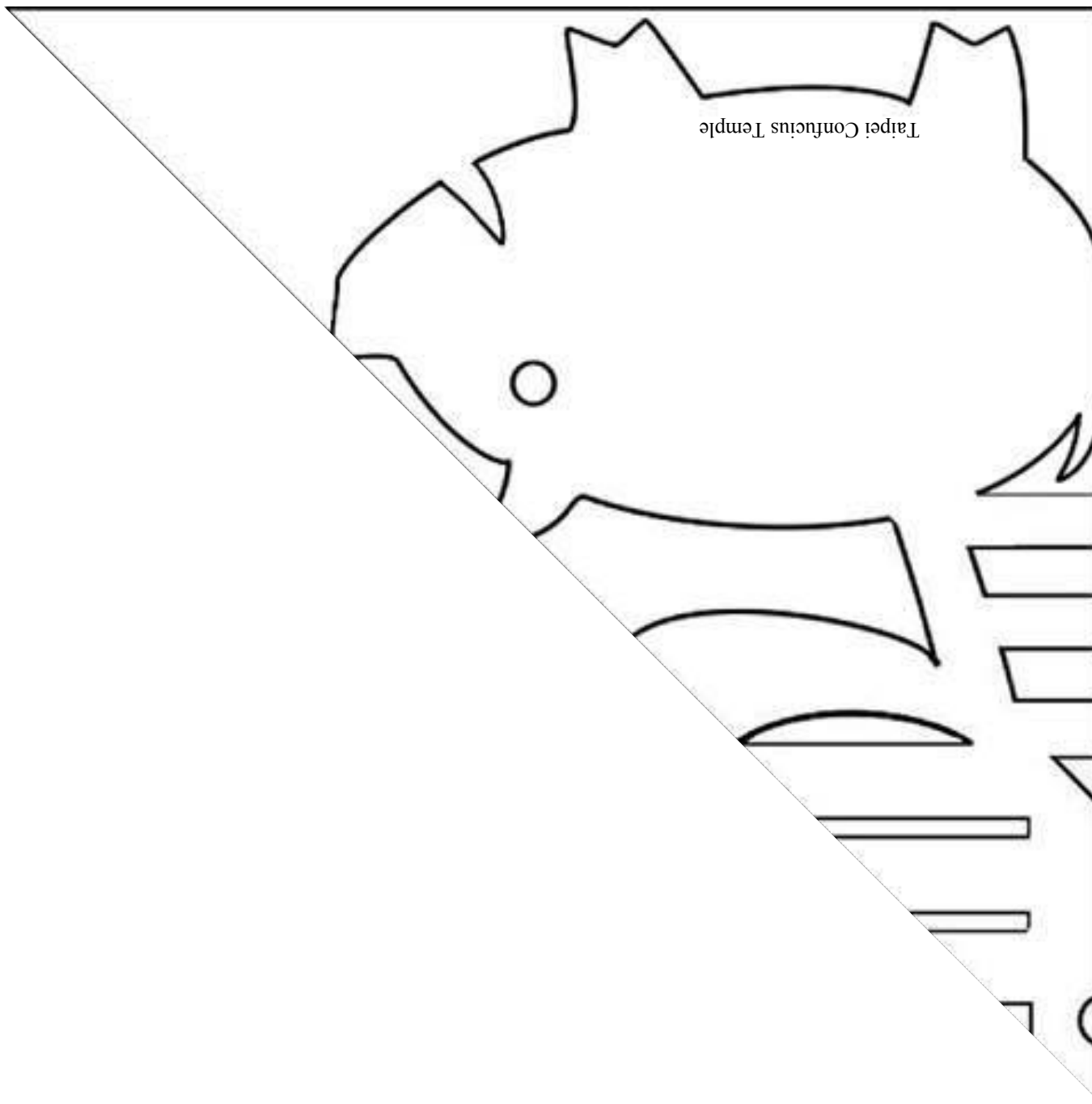
Lucky PIG 1 Paper cutting template

Instruction:

- print out the template.
- tape the template on a colored construction paper. RED is the lucky color for Chinese Lunar New year.
- Cut the construction paper to a big square that matches with the template.
- Fold the construction paper to a big triangle.
- Tape the template on to the construction paper.
- It is a symmetric pattern so make sure you can open up the paper after cutting and have a lucky pig.

*(English instruction and
Template rearrangement
Prepared by
MissPandaChinese.com)*

Taipei Confucius Temple



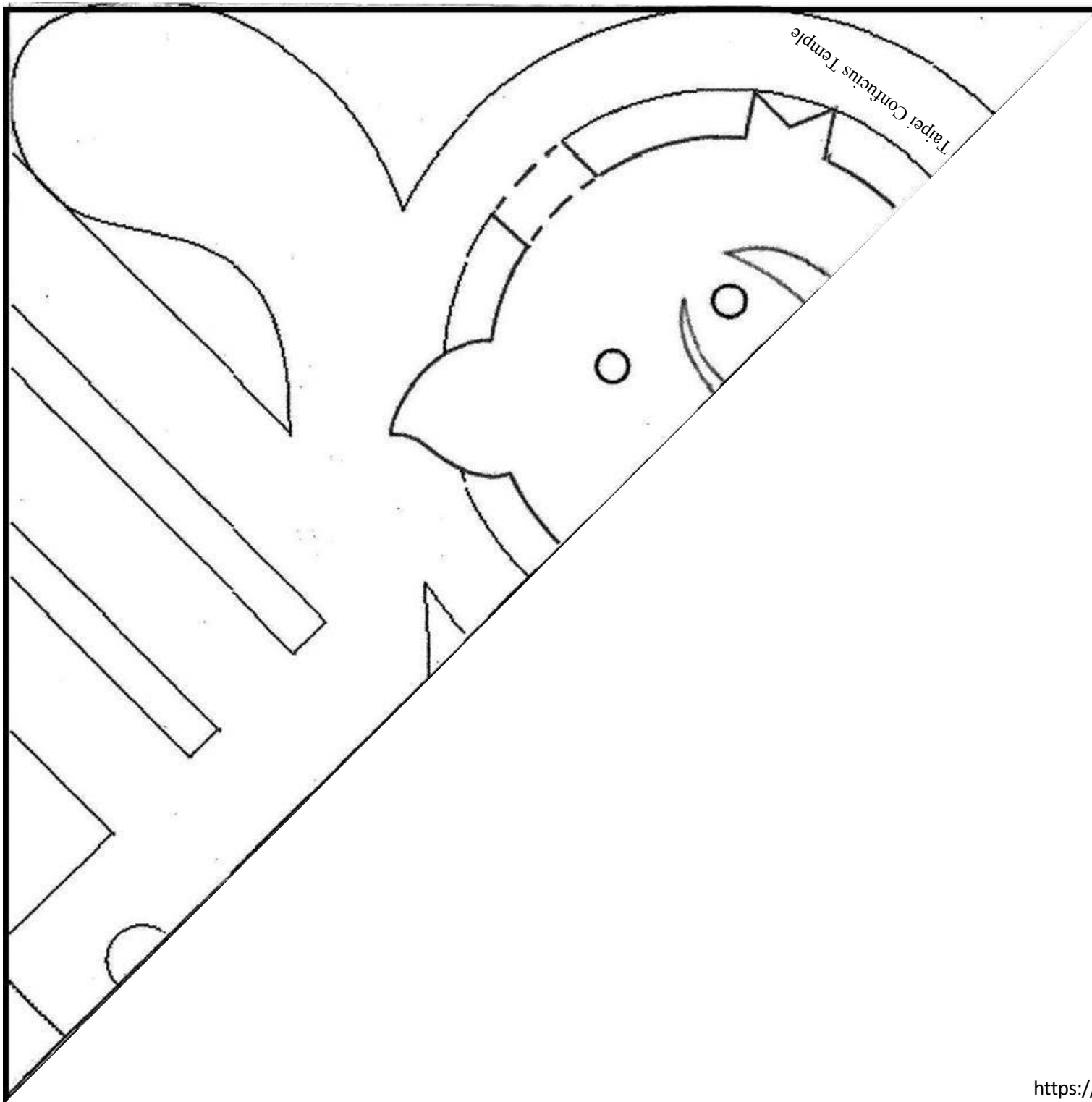
Lucky PIG 2 Paper cutting template

*This template is a little different. You will need to have the pig tail part tape on the folded line [art. So you can have a symmetric pattern after you open it.

Instruction:

- print out the template.
- tape the template on a colored construction paper. RED is the lucky color for Chinese Lunar New year.
- Cut the construction paper to a big square that matches with the template.
- Fold the construction paper to a big triangle.
- Tape the template on to the construction paper.
- It is a symmetric pattern so make sure you can open up the paper after cutting and have a lucky pig.

*(English instruction and
Template rearrangement
Prepared by
MissPandaChinese.com)*



Lucky PIG 3 Paper cutting template

Instruction:

- print out the template.
- tape the template on a colored construction paper. RED is the lucky color for Chinese Lunar New year.
- Cut the construction paper to a big square that matches with the template.
- Fold the construction paper to a big triangle.
- Tape the template on to the construction paper.
- It is a symmetric pattern so make sure you can open up the paper after cutting and have a lucky pig.

*(English instruction and
Template rearrangement
Prepared by
MissPandaChinese.com)*

Chinese
Paper cutting template
©2019Taipei Confucius Temple
剪紙圖稿由台北孔廟提供

<https://www.facebook.com/taipeiconfucius temple/>

無元寶款

Taipei Confucius Temple

Lucky PIG 4 Paper cutting template

Instruction:

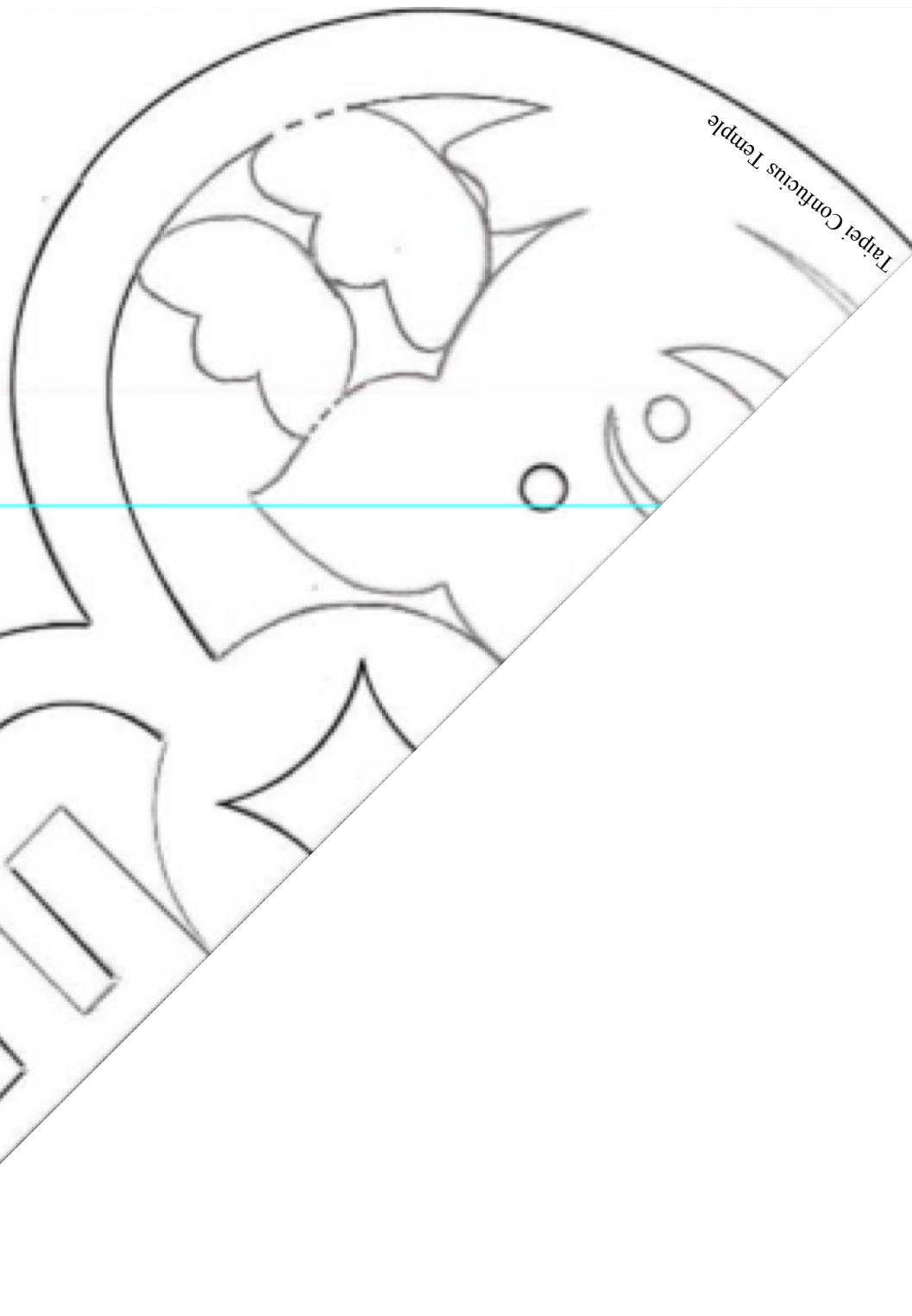
- print out the template.
- tape the template on a colored construction paper. RED is the lucky color for Chinese Lunar New year.
- Cut the construction paper to a big square that matches with the template.
- Fold the construction paper to a big triangle.
- Tape the template on to the construction paper.
- It is a symmetric pattern so make sure you can open up the paper after cutting and have a lucky pig.

*(English instruction and
Template rearrangement
Prepared by
MissPandaChinese.com)*

Chinese
Paper cutting template
©2019Taipei Confucius Temple
剪紙圖稿由台北孔廟提供

<https://www.facebook.com/taipeiconfucius temple/>

有元寶款



Lucky PIG 5 Paper cutting template

Instruction:

- print out the template.
- tape the template on a colored construction paper. RED is the lucky color for Chinese Lunar New year.
- Cut the construction paper to a big square that matches with the template.
- Fold the construction paper to a big triangle.
- Tape the template on to the construction paper.
- It is a symmetric pattern so make sure you can open up the paper after cutting and have a lucky pig.

*(English instruction and
Template rearrangement
Prepared by
MissPandaChinese.com)*

Chinese
Paper cutting template
©2019Taipei Confucius Temple
剪紙圖稿由台北孔廟提供

<https://www.facebook.com/taipeiconfucius temple/>