

Version:  
Traditional  
Chinese

# CHINESE For Kids

## Lesson 5: Family Members

Available in Traditional Chinese & Simplified Chinese

The image displays three overlapping educational worksheets from Miss Panda Chinese. The top worksheet, titled "Daily Expressions: Opposites", features a writing line with the instruction "I am (insert name)". The middle worksheet, titled "Family Members", includes illustrations of a father (爸爸, bà ba), a mother (媽媽, mā ma), an older brother (哥哥, gē ge), an older sister (姊姊, zǐ zǐ), a younger brother (弟弟, dì di), and a younger sister (妹妹, mèi mei), along with a blank circle for a name. The bottom worksheet, titled "Color. Search. Stamp", features large characters for "妹妹" (mèi mei) and a collection of smaller characters in circles for a search activity, including 妹妹, 媽媽, 哥哥, and 爸爸.



# Miss Panda Chinese Teaching Resources

## Terms of Use

Miss Panda Chinese Teaching Resources are developed, created, and copyrighted by Miss Panda Chinese. These files come with a limited license, which grants the original purchaser/licensee to use the product for personal and single classroom only. Posting this product in whole or in part in a blog, social media or website in any form is strictly prohibited and is a violation of the Digital Millennium Copyright Act (DMCA) and FBI Anti-piracy Act. For any questions please contact me at [info@misspandachinese.com](mailto:info@misspandachinese.com) Thank you for your cooperation.

### Miss Panda Chinese 版權聲明版：

- 此教學資源僅限下載人於單一課堂或家庭使用。所有教學圖片和文字不可被編輯，分享或轉售。
- 如您的同事或朋友需要此一資源請提供購買連接網址。
- 謝謝您的合作與對高品質語言教學教材的支持！

Connect with me for teaching resources update!



©2018 Miss Panda Chinese

### Clipart and Illustration Credits

- Openclipart
- Pixabay
- teachersclipart
- Orangefishdesign
- 3dinosaurs



©2018 Amanda Hsiung Blodgett

# Contents

- **Term of Use** ..... 3
- **Tips** ..... 4
- **Family Members Poster** ..... 5
- **Daily Expressions** ..... 6
- **Family Phrase Play Cards** ..... 7
- **Family Member Word Search Stamp Play** ..... 11

# Teaching tips: Opposites

---

- Chinese family member words are the day-to-day phrases that can be introduced at home and in the classroom.
- Kids love to try the "new" names for each family members.
- Make sure you start sharing and saying the new names first!

## 1. Who's This

- The focus of Step 1 is to present the new words and expressions.
- Visually present the family members with family pictures or picture cards to the children.
- Ask Who's this and you will see if your children catch the family members words with the pictures.
- There are 6 basic pairs of opposite words and you can use the lesson play cards to generate curiosity!

## 2. Hide and Seek

- The focus of Step 2 is to make the repetition communicative and playful.
- Hide family photos and start hunting. Who's in the picture?

## 3. Party Time

- Set up a Party with Games! Use the play cards and word cards.
- Acting it out and play Guess Who!
- Make a phone call and see who's on the phone?
- Family Member Word Search Party with dot markers!

# Family Members

Traditional Chinese  
with pinyin support



Miss Panda Chinese  
MissPandaChinese.com

# 家人

Jiā rén

## 爸爸

bà ba  
dad



## 媽媽

mā ma  
mom



## 哥哥

gē gē  
older brother




## 姊姊

jiě jie  
older sister



## 我

wǒ  
I, me



## 弟弟

dì dì  
younger brother

## 妹妹

mèi mei  
younger sister

# Daily Expressions: Opposites

我是 \_\_\_\_\_ ○

wǒ shì

I am (insert name or a family member title).



這是誰?

zhè shì shéi

Who is this?



這是爸爸。

zhè shì bà ba

This is Dad.



這是媽媽。

zhè shì mā mā

This is Mom.



是。

shì

Yes. (ex.. Yes, he is Dad.)



不是。


bù shì

No. (ex. No, she is not Mom.)





# Play Cards - Picture Cards

1. Print one set of picture cards on stock paper.
2. Cut out the cards
3. Scramble the cards
4. Play MATCH with the Play Cards - Character cards



# Play Cards - Picture Cards

1. Print one set of picture cards on stock paper.
2. Cut out the cards
3. Scramble the cards
4. Play MATCH with the Play Cards - Character cards





## Play Cards - Word Cards

爸爸

媽媽

哥哥

姊姊







弟弟

妹妹

1. Draw your own opposite cards! What do you see around you that is opposite?
2. Cut out the cards and play with the other opposite cards!

# Play Cards -Picture Cards

1. Print one set of picture cards on stock paper.
2. Cut out the cards
3. Scramble the cards
4. Play MATCH with the Play Cards –Character cards
















# Color. Search. Stamp

1. Color the big 爸爸. 2. Search for 爸爸 in the circles 3. Use dot marker or color in all the circles with 爸爸



bà ba




# Color. Search. Stamp

1. Color the big 媽媽 2. Search for 媽媽 in the circles 3. Use dot marker or color in all the circles with 媽媽



mā mā

媽媽 媽媽






# Color. Search. Stamp

1. Color the big 哥哥 2. Search for 哥哥 in the circles 3. Use dot marker or color in all the circles with 哥哥



gē gē



# Color. Search. Stamp

1. Color the big 姊姊 2. Search for 姊姊 in the circles 3. Use dot marker or color in all the circles with 姊姊



jiě jie

# 姊姊

姊姊

姊姊

姊姊

媽媽

姊姊

姊姊

媽媽

姊姊

姊姊

姊姊

哥哥

姊姊

姊姊

爸爸

媽媽

# Color. Search. Stamp

1. Color the big 妹妹 2. Search for 妹妹 in the circles 3. Use dot marker or color in all the circles with 妹妹



mèi mei

妹妹

妹妹

妹妹

妹妹

妹妹

妹妹

妹妹

妹妹

媽媽

哥哥

妹妹

妹妹

哥哥

妹妹

妹妹

爸爸

媽媽

# Color. Search. Stamp

1. Color the big 弟弟 2. Search for 弟弟 in the circles 3. Use dot marker or color in all the circles with 弟弟



dì dì

# 弟

# 弟

弟弟

弟弟

弟弟

弟弟

弟弟

哥哥

弟弟

爸爸

媽媽

弟弟

哥哥

弟弟

弟弟

弟弟

哥哥