

Version:
Simplified
Chinese

CHINESE For Kids

Lesson 5: Family Members

Available in Traditional Chinese & Simplified Chinese


Daily Expressions: Opposites

Family Members
Simplified Chinese
with pinyin support

家人

Jiā rén

爸爸
bà ba
dad



妈妈
mā ma
mom

哥哥
gē ge
older brother



姐姐
jiě jie
older sister



我

弟弟 妹妹
dì di mèi mei
younger brother younger sister



Color. Search. Stamp

1. Color the big 妹妹. 2. Search for 妹妹 in the circles. 3. Use dot marker or color in all the circles with 妹妹.



mèi mei

妹妹 妹妹

妹妹

妹妹

妹妹

妹妹

妹妹

妹妹

妈妈

哥哥

哥哥

妹妹


妹妹

爸爸

妹妹

妈妈

妹妹



Miss Panda Chinese

MissPandaChinese.com

Teach Kids Chinese: Chinese Introduction Series
Teaching Tips, Lessons and Resources to Get Started.
www.MissPandaChinese.com
©2018 Amanda Huang Blodgett

Miss Panda Chinese Teaching Resources

Terms of Use

Miss Panda Chinese Teaching Resources are developed, created, and copyrighted by Miss Panda Chinese. These files come with a limited license, which grants the original purchaser/licensee to use the product for personal and single classroom only. Posting this product in whole or in part in a blog, social media or website in any form is strictly prohibited and is a violation of the Digital Millennium Copyright Act (DMCA) and FBI Anti-piracy Act. For any questions please contact me at info@misspandachinese.com Thank you for your cooperation.

Miss Panda Chinese 版權聲明版：

- 此教學資源僅限下載人於單一課堂或家庭使用。所有教學圖片和文字不可被編輯，分享或轉售。
- 如您的同事或朋友需要此一資源請提供購買連接網址。
- 謝謝您的合作與對高品質語言教學教材的支持！

Connect with me for teaching resources update!



©2018 Miss Panda Chinese

Clipart and Illustration Credits

- Openclipart
- Pixabay
- teachersclipart
- Orangefishdesign
- 3dinosaurs



©2018 Amanda Hsiung Blodgett

Contents

- **Term of Use 3**
- **Tips 4**
- **Family Members Poster 5**
- **Daily Expressions 6**
- **Family Phrase Play Cards 7**
- **Family Member Word Search Stamp Play 11**

Teaching tips: Opposites

- Chinese family member words are the day-to-day phrases that can be introduced at home and in the classroom.
- Kids love to try the "new" names for each family members.
- Make sure you start sharing and saying the new names first!

1. Who's This

- The focus of Step 1 is to present the new words and expressions.
- Visually present the family members with family pictures or picture cards to the children.
- Ask Who's this and you will see if your children catch the family members words with the pictures.
- There are 6 basic pairs of opposite words and you can use the lesson play cards to generate curiosity!

2. Hide and Seek

- The focus of Step 2 is to make the repetition communicative and playful.
- Hide family photos and start hunting. Who's in the picture?

3. Party Time

- Set up a Party with Games! Use the play cards and word cards.
- Acting it out and play Guess Who!
- Make a phone call and see who's on the phone?
- Family Member Word Search Party with dot markers!

Family Members

Simplified Chinese
with pinyin support

家人

Jiā rén



Miss Panda Chinese
MissPandaChinese.com

爸爸

bà ba
dad




妈妈

mā ma
mom



哥哥

gē gē
older brother




姐姐

jiě jie
older sister



我

wǒ
I, me



弟弟

dì dì
younger brother

妹妹

mèi mei
younger sister

Daily Expressions: Opposites

我是 _____ ○

wǒ shì

I am (insert name or a family member title).



这是谁?

zhè shì shéi

Who is this?



这是爸爸。

zhè shì bà ba

This is Dad.



这是妈妈。

zhè shì mā mā

This is Mom.



是。

shì

Yes. (ex. Yes, he is Dad.)



不是。

bù shì

No. (ex. No, she is not Mom.)




Play Cards - Picture Cards

1. Print one set of picture cards on stock paper.
2. Cut out the cards
3. Scramble the cards
4. Play MATCH with the Play Cards - Character cards



Play Cards - Picture Cards

1. Print one set of picture cards on stock paper.
2. Cut out the cards
3. Scramble the cards
4. Play MATCH with the Play Cards - Character cards



Play Cards - Word Cards

爸爸

妈妈

哥哥

姐姐







弟弟

妹妹

1. Draw your own opposite cards! What do you see around you that is opposite?
2. Cut out the cards and play with the other opposite cards!

Play Cards - Picture Cards

1. Print one set of picture cards on stock paper.
2. Cut out the cards
3. Scramble the cards
4. Play MATCH with the Play Cards - Character cards













Color. Search. Stamp

1. Color the big 爸爸. 2. Search for 爸爸 in the circles 3. Use dot marker or color in all the circles with 爸爸



bà ba



Color. Search. Stamp

1. Color the big 妈妈 2. Search for 妈妈 in the circles 3. Use dot marker or color in all the circles with 妈妈



mā mā

妈妈 妈妈






| | | | |
|----|----|----|----|
| 妈妈 | 妈妈 | 爸爸 | 妈妈 |
| 爸爸 | 妈妈 | 爸爸 | 爸爸 |
| 妈妈 | 妈妈 | 妈妈 | 妈妈 |
| 爸爸 | 爸爸 | 妈妈 | |

Color. Search. Stamp

1. Color the big 哥哥 2. Search for 哥哥 in the circles 3. Use dot marker or color in all the circles with 哥哥



gē gē



Color. Search. Stamp

1. Color the big 姐姐 2. Search for 姐姐 in the circles 3. Use dot marker or color in all the circles with 姐姐



jiě jie

姐姐 姐姐

姐姐

姐姐

姐姐

妈妈

姐姐

姐姐

妈妈

姐姐

姐姐

姐姐

哥哥

姐姐

姐姐

爸爸

妈妈

Color. Search. Stamp

1. Color the big 妹妹 2. Search for 妹妹 in the circles 3. Use dot marker or color in all the circles with 妹妹



mèi mei

妹妹

妹妹

妹妹

妹妹

妹妹

妹妹

妹妹

妹妹

妈妈

哥哥

妹妹

妹妹

哥哥

妹妹

妹妹

爸爸

妈妈

Color. Search. Stamp

1. Color the big 弟弟 2. Search for 弟弟 in the circles 3. Use dot marker or color in all the circles with 弟弟



dì dì

弟弟

弟弟

弟弟

弟弟

弟弟

弟弟

弟弟

哥哥

弟弟

爸爸

妈妈

弟弟

哥哥

弟弟

弟弟

弟弟

哥哥