

Traditional
Chinese

CHINESE For Kids

Lesson 4: Opposites

Opposites Bookmarks

1. Print on stock paper. 2. Color the words and the balloons. 3. Color the frogs!

Opposites Wheel

Opposites 2.1 相反詞
Traditional Chinese with pinyin support

big	大的 dà de	小的 xiǎo de
long	長的 cháng de	短的 duǎn de
hot	熱的 rè de	冷的 lěng de
open	開的 kāi de	關的 guān de
happy	開心 kāi xīn	傷心 shāng xīn

©2018 Miss Panda Chinese

Teach Kids Chinese: Chinese Introduction Series!
Teaching Tips, Lessons and Resources to Get Started.
www.MissPandaChinese.com

Miss Panda Chinese Teaching Resources

Terms of Use

Miss Panda Chinese Teaching Resources are developed, created, and copyrighted by Miss Panda Chinese. These files come with a limited license, which grants the original purchaser/licensee to use the product for personal and single classroom only. Posting this product in whole or in part in a blog, social media or website in any form is strictly prohibited and is a violation of the Digital Millennium Copyright Act (DMCA) and FBI Anti-piracy Act. For any questions please contact me at info@misspandachinese.com Thank you for your cooperation.

Miss Panda Chinese 版權聲明版：

- 此教學資源僅限下載人於單一課堂或家庭使用。所有教學圖片和文字不可被編輯，分享或轉售。
- 如您的同事或朋友需要此一資源請提供購買連接網址。
- 謝謝您的合作與對高品質語言教學教材的支持！

Connect with me for teaching resources update!



©2018 Miss Panda Chinese

Clipart and Illustration Credits



Miss Panda Chinese
MissPandaChinese.com

©2018 Amanda Hsiung Blodgett

Contents

- Term of Use2
- Tips4
- Opposite Poster5
- Daily Expressions6
- Opposite Phrases Bookmarks7
- Opposite Play Cards11
- Opposite Wheel 16



Teaching tips: Opposites

- Chinese opposite words can be introduced with general objects that you have at home or in the classroom.
- Kids love to play with opposite words with their height.
- Use numbers to compare with opposite words, big and small.
- Use colors like black and white.

1. Opposites Around You

- The focus of Step 1 is to present the new words and expressions.
- Visually present a pair of opposite words to the children and use the words in the sentence.
- Point and pause. You will see if they catch the opposite words with the objects you show.
- There are 6 basic pairs of opposite words and you can use the lesson play cards to generate curiosity!

2. Opposite Search

- The focus of Step 2 is to make the repetition communicative and playful.
- Sorting for opposite objects, people, colors, food,... are exciting!
- Kids are always so excited for Opposite Search activity in my class.

3. Play with Opposites

- Game time! Use the bookmarks and play cards.
- Movement with an upbeat song to show and tell a pair of opposite words!
- Create more play cards (see printables).
- Best one – go outside and explore the opposites all around!

Opposites^{2.1}

Traditional Chinese
with pinyin support


相反詞

xiāng fǎn cí



Miss Panda Chinese
MissPandaChinese.com

big



大的

dà de

small



小的

xiǎo de

long



長的

cháng de

short



短的

duǎn de

hot



熱的

rè de


cold



冷的

lěng de


open



開的

kāi de

closed



關的

guān de

happy



開心

kāi xīn

sad



傷心

shāng xīn

Daily Expressions: Opposites



這是大的

zhè shì dà de

This is big.



那是小的

nà shì xiǎo de

That is small.



這是長的。

zhè shì cháng de

This is long.



那是短的。

nà shì duǎn de

That is short.



這是大的還是小的？

zhè shì dà de hái shì xiǎo de Is this big or small?



這是熱的還是冷的？

zhè shì rè de hái shì lěng de Is this hot or cold?




Opposites Bookmarks

1. Print on stock paper. 2. Color the words!

大的

dà de



小的

xiǎo de



長的

cháng de



Color Bookmarks

1. Print on stock paper. 2. Color the words!

短的

duǎn de



熱的

rè de




冷的

lěng de






Color Bookmarks

1. Print on stock paper. 2. Color the words!





開 的

kāi de



關 的

guān de



開 心

kāi xīn



Color Bookmarks

1. Print on stock paper. 2. Color the words!




傷心

shāng xīn



黑的

hēi de



白的

bái de



Play Cards -Phrase Cards

1. Print two or more sets on stock paper.
2. Cut out the cards
3. Scramble the cards
4. Play MATCH with the Play Cards -Picture Card set



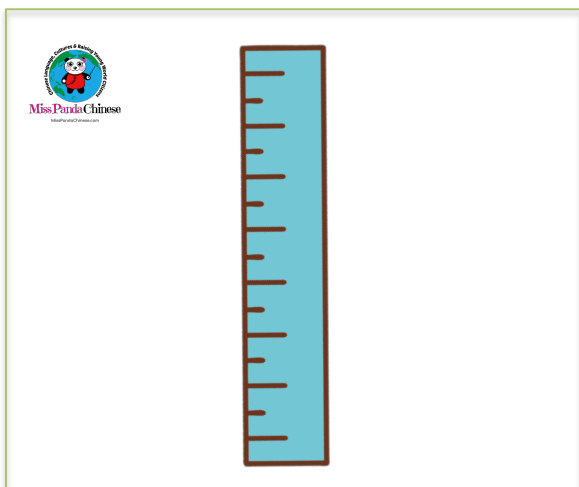



Play Cards -Phrase Cards

1. Print two or more sets on stock paper.
2. Cut out the cards
3. Scramble the cards
4. Play MATCH with the Play Cards -Picture Card set








Play Cards -Picture Cards

1. Print one set of picture cards on stock paper.
2. Cut out the cards
3. Scramble the cards
4. Play MATCH with the Play Cards -Character cards



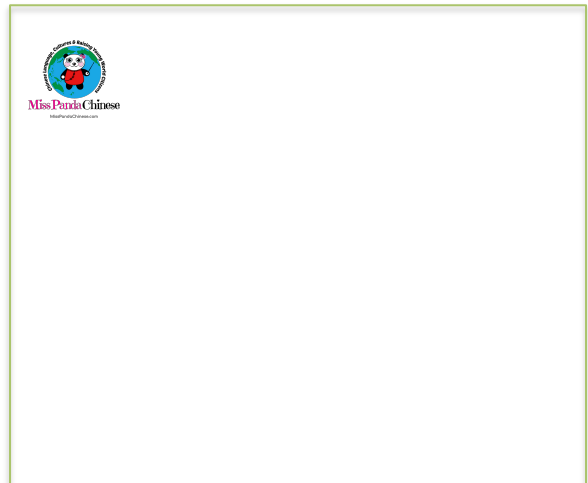




Play Cards -Picture Cards

1. Print one set of picture cards on stock paper.
2. Cut out the cards
3. Scramble the cards
4. Play MATCH with the Play Cards -Character cards

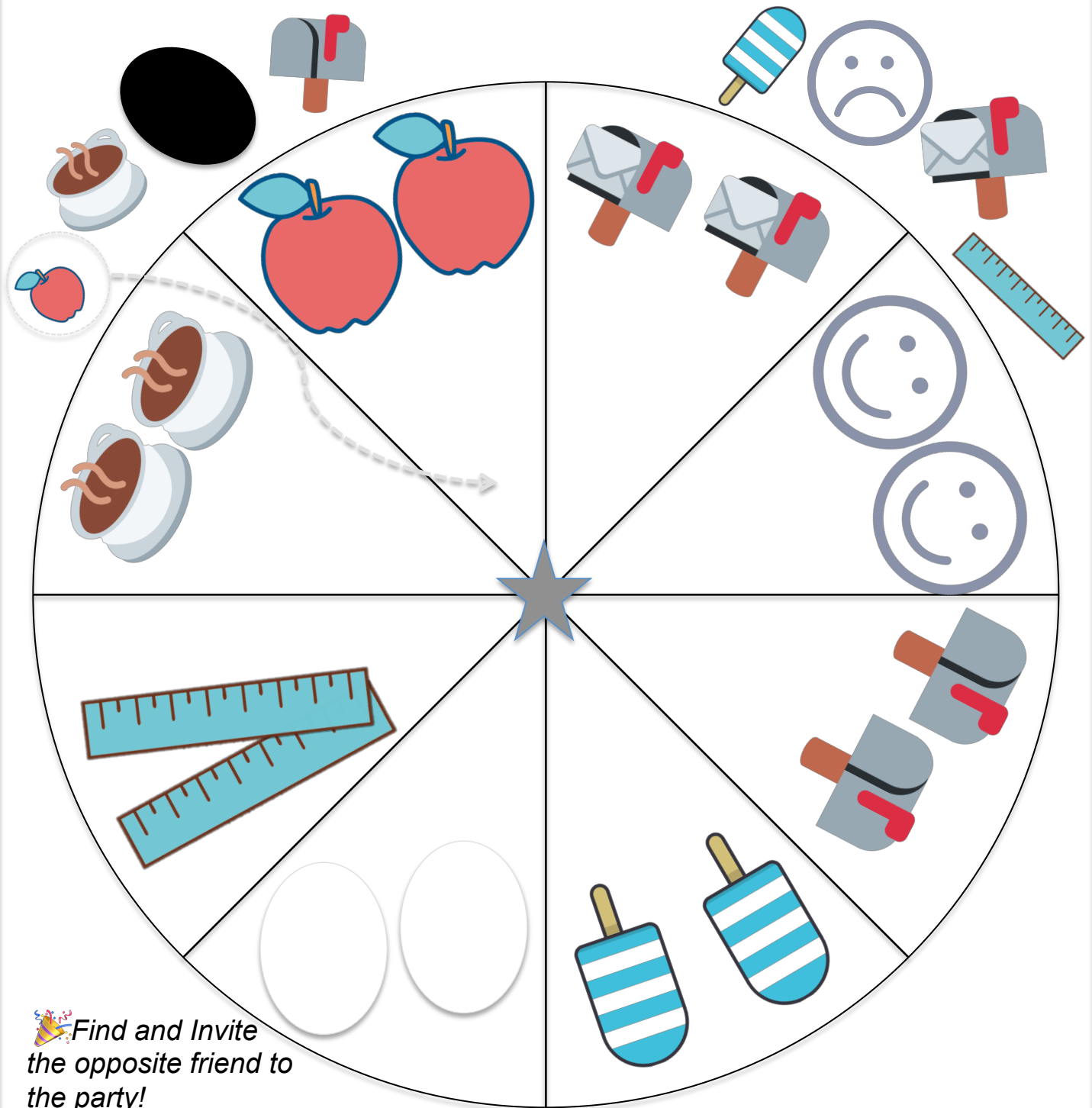



Play Cards -Blank Cards

1. Draw your own opposite cards! What do you see around you that is opposite?
2. Cut out the cards and play with the other opposite cards!



Opposites Wheel



 Find and Invite
the opposite friend to
the party!