

Simplified
Chinese

CHINESE For Kids

Lesson 4: Opposites

Opposites Bookmarks

1. Print on stock paper. 2. Color the words and the balloons. 3. Color the frogs!

相反义词
xiāng fǎn cí

big 大的 dà de small 小的 xiǎo de

long 长的 cháng de short 短的 duǎn de

hot 热的 rè de cold 冷的 lěng de

open 开的 kāi de closed 关的 guān de

happy 开心 kāi xīn sad 伤心 shāng xīn

©2018 Miss Panda Chinese

Opposites Wheel

Teach Kids Chinese: Chinese Introduction Series!
Teaching Tips, Lessons and Resources to Get Started.
www.MissPandaChinese.com

Miss Panda Chinese Teaching Resources

Terms of Use

Miss Panda Chinese Teaching Resources are developed, created, and copyrighted by Miss Panda Chinese. These files come with a limited license, which grants the original purchaser/licensee to use the product for personal and single classroom only. Posting this product in whole or in part in a blog, social media or website in any form is strictly prohibited and is a violation of the Digital Millennium Copyright Act (DMCA) and FBI Anti-piracy Act. For any questions please contact me at info@misspandachinese.com Thank you for your cooperation.

Miss Panda Chinese 版权声明:

- 此教学资源仅限下载人于单一课堂或家庭使用。所有教学图片和文字不可被编辑，分享或转售。
- 如您的同事或朋友需要此一资源请提供购卖连结网址。
- 谢谢您的合作与对高品质语言教学教材的支持!

Connect with me for teaching resources update!



©2018 Miss Panda Chinese

Clipart and Illustration Credits



Miss Panda Chinese
MissPandaChinese.com

©2018 Amanda Hsiung Blodgett

Contents

- Term of Use2
- Tips4
- Opposite Poster5
- Daily Expressions6
- Opposite Phrases Bookmarks7
- Opposite Play Cards11
- Opposite Wheel 16



Teaching tips: Opposites

- Chinese opposite words can be introduced with general objects that you have at home or in the classroom.
- Kids love to play with opposite words with their height.
- Use numbers to compare with opposite words, big and small.
- Use colors like black and white.

1. Opposites Around You

- The focus of Step 1 is to present the new words and expressions.
- Visually present a pair of opposite words to the children and use the words in the sentence.
- Point and pause. You will see if they catch the opposite words with the objects you show.
- There are 6 basic pairs of opposite words and you can use the lesson play cards to generate curiosity!

2. Opposite Search

- The focus of Step 2 is to make the repetition communicative and playful.
- Sorting for opposite objects, people, colors, food,... are exciting!
- Kids are always so excited for Opposite Search activity in my class.

3. Play with Opposites

- Game time! Use the bookmarks and play cards.
- Movement with an upbeat song to show and tell a pair of opposite words!
- Create more play cards (see printables).
- Best one – go outside and explore the opposites all around!

Opposites^{2.1}

Traditional Chinese
with pinyin support


相反词

xiāng fǎn cí



Miss Panda Chinese
MissPandaChinese.com

big



大的

dà de

small



小的

xiǎo de

long



长的

cháng de

short



短的

duǎn de

hot



热的

rè de

cold



冷的

lěng de


open



开的

kāi de

closed



关的

guān de

happy



开心

kāi xīn

sad



伤心

shāng xīn

Daily Expressions: Opposites



这是大的

zhè shì dà de

This is big.



那是小的

nà shì xiǎo de

That is small.



这是长的。

zhè shì cháng de

This is long.



那是短的。

nà shì duǎn de

That is short.



这是大的还是小的？

zhè shì dà de hái shì xiǎo de Is this big or small?



这是热的还是冷的？

zhè shì rè de hái shì lěng de Is this hot or cold?




Opposites Bookmarks

1. Print on stock paper. 2. Color the words!

大的

dà de



小的

xiǎo de



长的

cháng de



Color Bookmarks

1. Print on stock paper. 2. Color the words!

短的

duǎn de



热的

rè de



冷的

lěng de



Color Bookmarks

1. Print on stock paper. 2. Color the words!



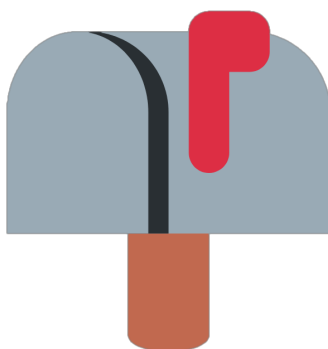
开的

kāi de



关的

guān de



开心

kāi xīn









Color Bookmarks

1. Print on stock paper. 2. Color the words!


伤心
shāng xīn




黑的
hēi de




白的
bái de



Play Cards -Phrase Cards

1. Print two or more sets on stock paper.
2. Cut out the cards
3. Scramble the cards
4. Play MATCH with the Play Cards -Picture Card set



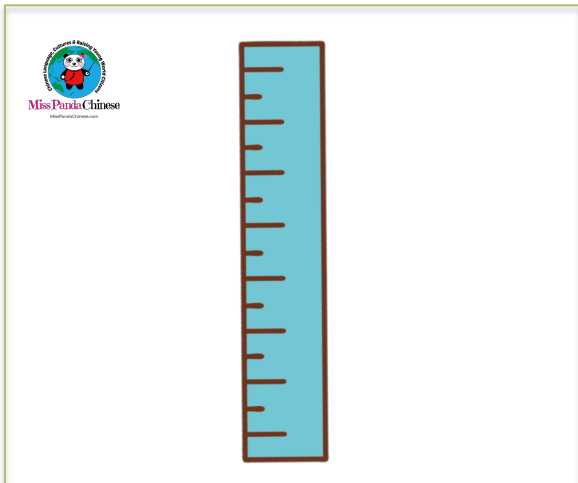



Play Cards -Phrase Cards

1. Print two or more sets on stock paper.
2. Cut out the cards
3. Scramble the cards
4. Play MATCH with the Play Cards -Picture Card set








Play Cards -Picture Cards

1. Print one set of picture cards on stock paper.
2. Cut out the cards
3. Scramble the cards
4. Play MATCH with the Play Cards -Character cards



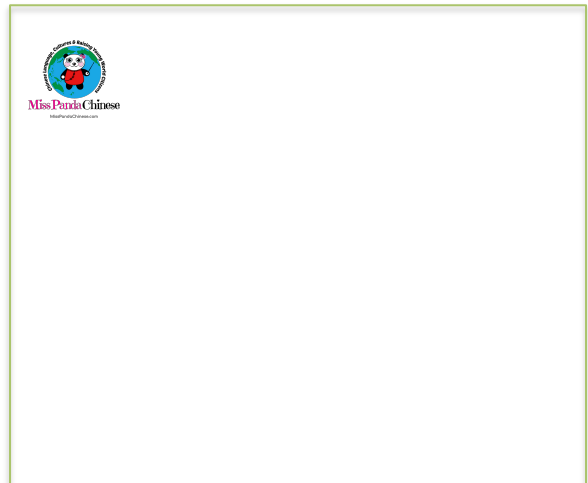




Play Cards -Picture Cards

1. Print one set of picture cards on stock paper.
2. Cut out the cards
3. Scramble the cards
4. Play MATCH with the Play Cards -Character cards

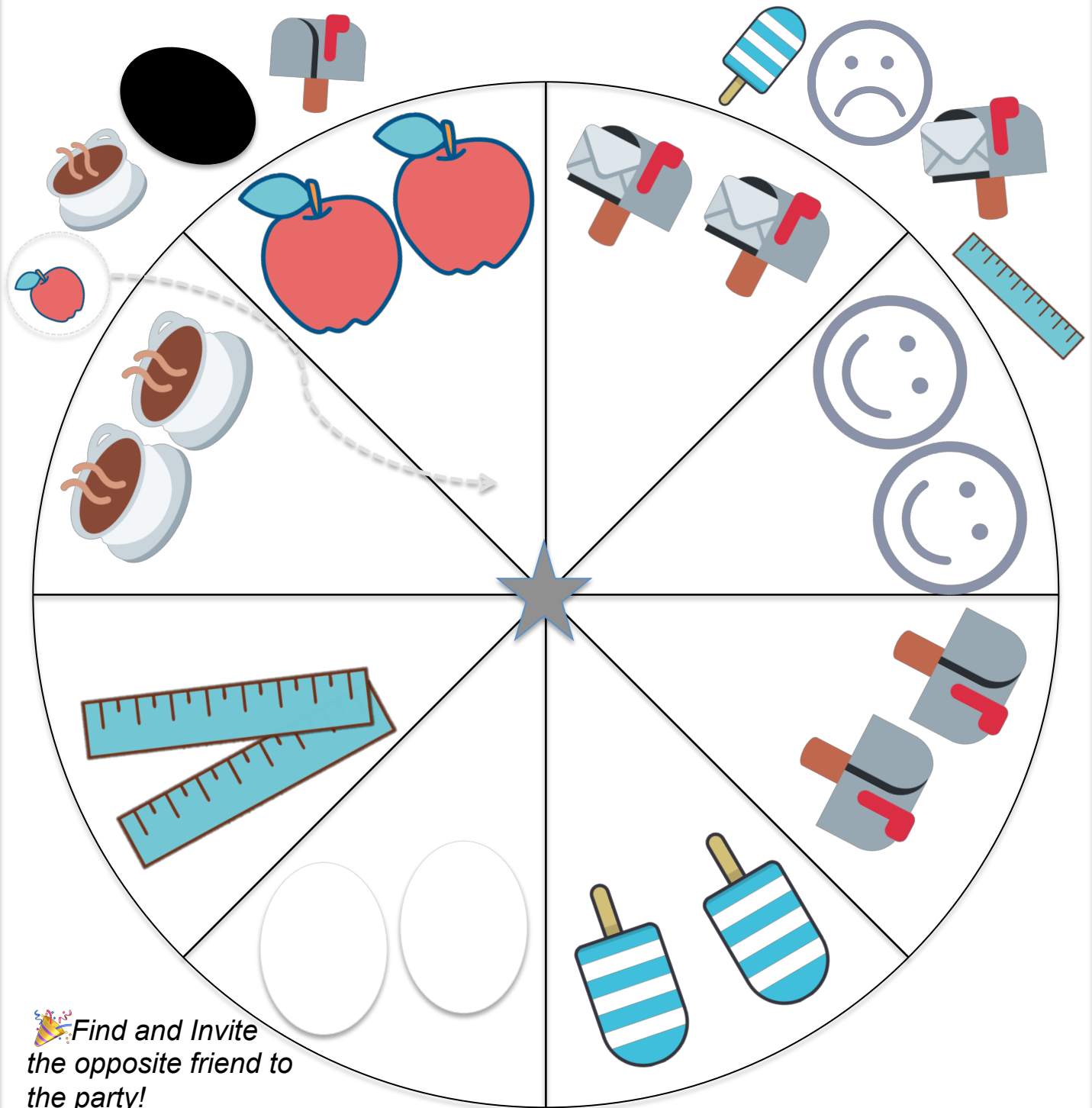



Play Cards -Blank Cards

1. Draw your own opposite cards! What do you see around you that is opposite?
2. Cut out the cards and play with the other opposite cards!



Opposites Wheel



 Find and Invite
the opposite friend to
the party!