


Miss Panda Chinese
Teaching Printable Library

Thank You Cards &
THANK YOU POSTER



©2017 MissPandaChinese.com

Simplified Chinese version
简体中文版



Miss Panda Chinese
Chinese Language, Cultures & Raising Young World Citizens

Miss Panda Chinese

Teaching Printable Library

This teaching resource is developed, created, and copyrighted by Miss Panda Chinese™. These files come with a limited license, which grants the original purchaser/licensee to use the product for personal and non-commercial use only. Posting this product without properly mention and link to MissPandaChinese.com in whole or in part in a blog, or website in any form is strictly prohibited and is a violation of the Digital Millennium Copyright Act (DMCA).

Please Do:

- ✓ Download this learning unit to your computer, make physical copies for educational, personal, and non-commercial use.
- ✓ Provide proper credit to MissPandaChinese.com when you mention this product in your blog, website, or social media.

Please Do Not:

- ✓ Reproduce, copy, or present this product and share with others in any way other than as described above.
- ✓ Post this product in whole or in part in a blog or website in any form without proper link to MissPandaChinese.com

Please feel free to contact me if you have any questions on the terms of use of this educational product.

Graphics credits: Miss Panda Chinese-E.B.

Traditional Chinese version

繁體中文版



Miss Panda Chinese
©2015 Miss Panda Chinese

Let's Always Keep Learning Fun!

Language learning needs consistency and daily practice. I hope you and your kids enjoy this set of Thank you Play & Learn FunSheets from our Free Teaching Printable Library.

Connect with Miss Panda on social media for new releases and free teaching resources update!

♥️TPT ♥️Panda Blog ♥️Facebook ♥️Pinterest ♥️Instagram

[Join Miss Panda's Chinese Reading Playground on YouTube](#)

Explore More Learning Resources...



Thank you
Playful Learning


十一月玩着学
shí yī yuè wán zhe xué

How to Use Play & Learn FunSheets


Watch Story Time: What Do You Eat on Thanksgiving?

1. *Thank you cards: decorate the turkey and “Thank you” words with finger paint, crayons, markers, or mixed media. Fold in half and your card is ready.*
2. *Thankfulness Poster: For our young learners - color in 1,2,3,4,or 5 “thank you” for one person or one thing s/he is thankful for.*
3. *Thankfulness Poster: For our emergent and early readers color in each “thank you” for one person or one thing you are thankful for.*


火 舞 舞



火 燻 燻



火 舞 舞



Thankfulness Poster

谢谢你

谢谢

谢谢

谢谢

谢谢

谢谢

谢谢

谢谢

谢谢

谢谢

谢谢

谢谢

谢谢

谢谢

谢谢

谢谢

谢谢

谢谢

谢谢

谢谢

谢谢

谢谢

谢谢

谢谢

谢谢

谢谢